

Mario Bellini

AGGIORNATO IL/SHEET UPDATED ON  
21/05/2026

IT

DESCRIZIONE

STRUTTURA INTERNA

**Fusto in legno**

IMBOTTITURA

**Poliuretano espanso a quote differenziate e Memory Foam**

RIVESTIMENTO FINALE

**Tessuto o Pelle**

EN

DESCRIPTION

INTERIOR STRUCTURE

**Wooden frame**

PADDING

**Multi-density Polyurethane Foam and Memory Foam**

FINAL COVER

**Fabric or Leather**

Mario Bellini

AGGIORNATO IL/SHEET UPDATED ON  
21/05/2026

## DIMENSIONI

## DIMENSIONS

### Modulo M1

### Module M1

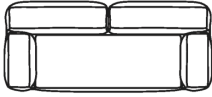
M1 - OLMRXLDV250

66 cm  
25,98 in



44 cm  
17,32 in

105 cm  
41,33 in



250 cm  
98,42 in

### Modulo M2

### Module M2

M2 - OLMRXLDV285

66 cm  
25,98 in



44 cm  
17,32 in

105 cm  
41,33 in



285 cm  
112,20 in

Mario Bellini


AGGIORNATO IL/SHEET UPDATED ON  
21/05/2026

## Modulo terminale sinistro 180 cm A1

## Left terminal module 180 cm A1

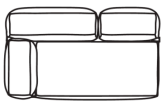
A1 - OLMRTE180SX

66 cm  
25,98 in



44 cm  
17,32 in

105 cm  
41,33 in



180 cm  
70,86 in

## Modulo terminale destro 180 cm A2

## Right terminal module 180 cm A2

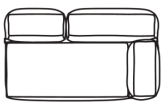
A2 - OLMRTE180DX

66 cm  
25,98 in



44 cm  
17,32 in

105 cm  
41,33 in



180 cm  
70,86 in

Mario Bellini

AGGIORNATO IL/SHEET UPDATED ON  
21/05/2026

## Modulo terminale sinistro 105 cm D1

## Left terminal module 105 cm D1

D1 - OLMRTE105SX

66 cm  
25,98 in



44 cm  
17,32 in

105 cm  
41,33 in



105 cm  
41,33 in

## Modulo terminale destro 105 cm D2

## Right terminal module 105 cm D2

D2 - OLMRTE105DX

66 cm  
25,98 in



44 cm  
17,32 in

105 cm  
41,33 in



105 cm  
41,33 in

Mario Bellini

AGGIORNATO IL/SHEET UPDATED ON  
21/05/2026

## Modulo F3

## Module F3

F3 - OLMRXLEL075

66 cm  
25,98 in



44 cm  
17,32 in

105 cm  
41,33 in



75 cm  
29,52 in

## Modulo F4

## Module F4

F4 - OLMRXLEL105

66 cm  
25,98 in



44 cm  
17,32 in

105 cm  
41,33 in



105 cm  
41,35 in

Mario Bellini

AGGIORNATO IL/SHEET UPDATED ON  
21/05/2026

## Modulo centrale 150 cm F

## Central module 150 cm F

F1 - OLMRXLEL150

66 cm  
25,98 in



44 cm  
17,32 in

105 cm  
41,33 in



150 cm  
59,05 in

## Modulo F2

## Module F2

F2 - OLMRXLEL225

66 cm  
25,98 in



44 cm  
17,32 in

105 cm  
41,33 in



225 cm  
88,58 in

Mario Bellini

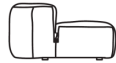
AGGIORNATO IL/SHEET UPDATED ON  
21/05/2026

## Modulo angolare 45° G

## 45° corner module G

G - OLMRXLEA01

66 cm  
25,98 in



44 cm  
17,32 in

124 cm  
48,81 in



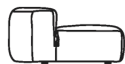
163 cm  
64,17 in

## Modulo angolare 30° H

## 30° corner module H

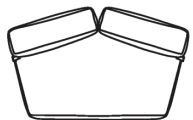
H - OLMRXLEA02

66 cm  
25,98 in



44 cm  
17,32 in

131 cm  
51,57 in



210 cm  
82,67 in

MT TESSUTO  
8,30

MQ PELLE  
20,00

Mario Bellini

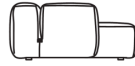
AGGIORNATO IL/SHEET UPDATED ON  
21/05/2026

## Modulo chaise-longue sinistro E1

## Left chaise-longue module E1

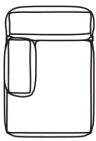
E1 - OLMRCL105SX

66 cm  
25,98 in



44 cm  
17,32 in

150 cm  
59,05 in



105 cm  
41,33 in

## Modulo chaise-longue destro E2

## Modulo chaise-longue destro E2

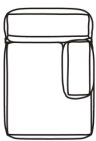
E2 - OLMRCL105DX

66 cm  
25,98 in



44 cm  
17,32 in

150 cm  
59,05 in



105 cm  
41,33 in

Mario Bellini

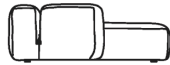
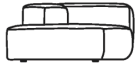
AGGIORNATO IL/SHEET UPDATED ON  
21/05/2026

## Modulo terminale asimmetrico sinistro I1

## Left asymmetric terminal module I1

I1 - OLMRXLTA01SX

66 cm  
25,98 in



44 cm  
17,32 in

190 cm  
74,80 in



149 cm  
58,66 in

MT TESSUTO

7,20

MQ PELLE

17,60

## Modulo terminale asimmetrico destro I2

## Right asymmetric terminal module I2

I2 - OLMRXLTA01DX

66 cm  
25,98 in



44 cm  
17,32 in

190 cm  
74,80 in



149 cm  
58,66 in

MT TESSUTO

7,20

MQ PELLE

17,60

Mario Bellini

AGGIORNATO IL/SHEET UPDATED ON  
21/05/2026

## Modulo L1

## Module L1

L1 - OLMRXLPF01

44 cm  
17,32 in



44 cm  
17,32 in

73 cm  
28,74 in



105 cm  
41,35 in

## Modulo L2

## Module L2

L2 - OLMRXLPF02

44 cm  
17,32 in



44 cm  
17,32 in

105 cm  
41,33 in



105 cm  
41,35 in

Mario Bellini

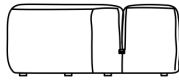

AGGIORNATO IL/SHEET UPDATED ON  
21/05/2026

## Modulo T1 - Angolo terminale 30° sinistro

## Module T1 - 30° left terminal corner

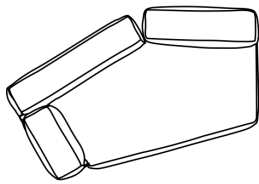
T1 - 0LMRXLAT01SX

66 cm  
25,98 in



44 cm  
17,32 in

163 cm  
64,17 in



239 cm


94,09 in

## Modulo T2 - Angolo terminale 30° destro

## Module T2 - 30° right terminal corner

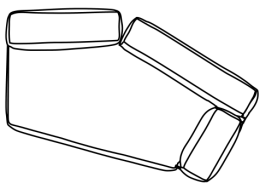
T2 - 0LMRXLAT01DX

66 cm  
25,98 in



44 cm  
17,32 in

163 cm  
64,17 in



239 cm

94,09 in

Mario Bellini

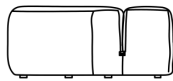

AGGIORNATO IL/SHEET UPDATED ON  
21/05/2026

## Modulo S1 - Angolo terminale 45° sinistro

## Module S1 - 45° left terminal corner

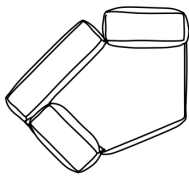
S1 - 0LMRXLAT02SX

66 cm  
25,98 in



44 cm  
17,32 in

157 cm  
61,81 in



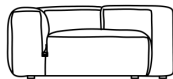
174 cm  
68,50 in

## Modulo S2 - Angolo terminale 45° destro

## Module S2 - 45° right terminal corner

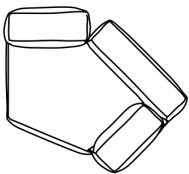
S2 - 0LMRXLAT02DX

66 cm  
25,98 in



44 cm  
17,32 in

157 cm  
61,81 in



174 cm  
68,50 in

COMPOSIZIONI

COMPOSITIONS

Mario Bellini

AGGIORNATO IL/SHEET UPDATED ON  
21/05/2026

## Composizione LM1

COMPOSIZIONE LM1

105 cm  
41,34 in



360 cm  
141,73 in

## Composition LM1

## Composizione LM2

COMPOSIZIONE LM2

150 cm  
59,06 in



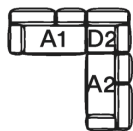
285 cm  
112,20 in

## Composition LM2

## Composizione LM3

COMPOSIZIONE LM3

285 cm  
112,20 in



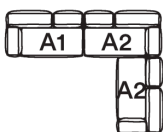
285 cm  
112,20 in

## Composition LM3

## Composizione LM4

COMPOSIZIONE LM4

285 cm  
112,20 in



360 cm  
141,73 in

## Composition LM4

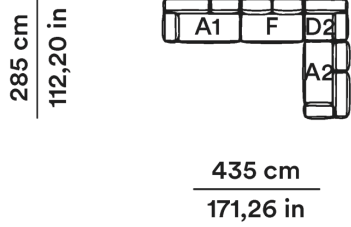
Mario Bellini

AGGIORNATO IL/SHEET UPDATED ON  
21/05/2026

## Composizione LM5

## Composition LM5

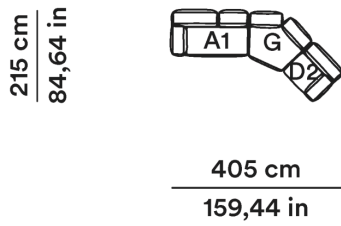
### COMPOSIZIONE LM5



## Composizione LM6

## Composition LM6

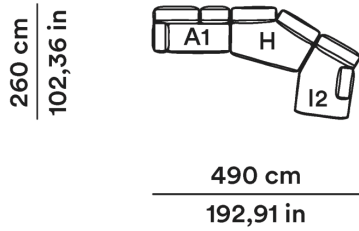
### COMPOSIZIONE LM6



## Composizione LM7

## Composition LM7

### COMPOSIZIONE LM7



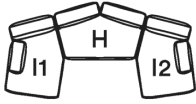
Mario Bellini

AGGIORNATO IL/SHEET UPDATED ON  
21/05/2026

## Composizione LM8

COMPOSIZIONE LM8

225 cm  
88,58 in



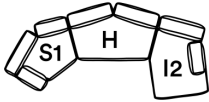
440 cm  
173,22 in

## Composition LM8

## Composizione LM9

COMPOSIZIONE LM9

225 cm  
88,58 in



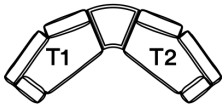
480 cm  
188,98 in

## Composition LM9

## Composizione LM10

COMPOSIZIONE LM10

230 cm  
90,55 in



515 cm  
202,76 in

## Composition LM10

## MATERIALI

## MATERIALS

Finiture fibbia e cerniera:

Clasp and zipper:



T147



T148




































Mario Bellini

AGGIORNATO IL/SHEET UPDATED ON  
21/05/2026

## RIVESTIMENTO

## UPHOLSTERY

---

 BAMBOO	 BOG	 BOKE	 BOTAN	 BRYSON	 CREST
 DESCAMPSIA	 DEW	 DIONEA	 EBINE	 EBONI	 EFEU
 ETERE	 LOOM	 LOREN	 LOTO	 LUMA	 OMBRA
 RICINUS	 TAKE	 TAMARIX	 TESSEN	 TIMON	 TUNA
 ULMUS	 UMBER	 UME	 VITE	 ZURAH	 ANILINA
 GUARANÀ	 UEI	 ZAFIRA	 ZAHIR	 ZAREEN	 ZEUS